



Collection Planning Committee

E-Books Task Force: Survey Results

Task Force Members:

Cecilia Botero (Chair)

Michael Arthur

Steven Carrico

Claire Dygert

Helen Wigersma

Survey Design:

*Cecilia Botero, Steven Carrico,
and Chris Poehlmann*

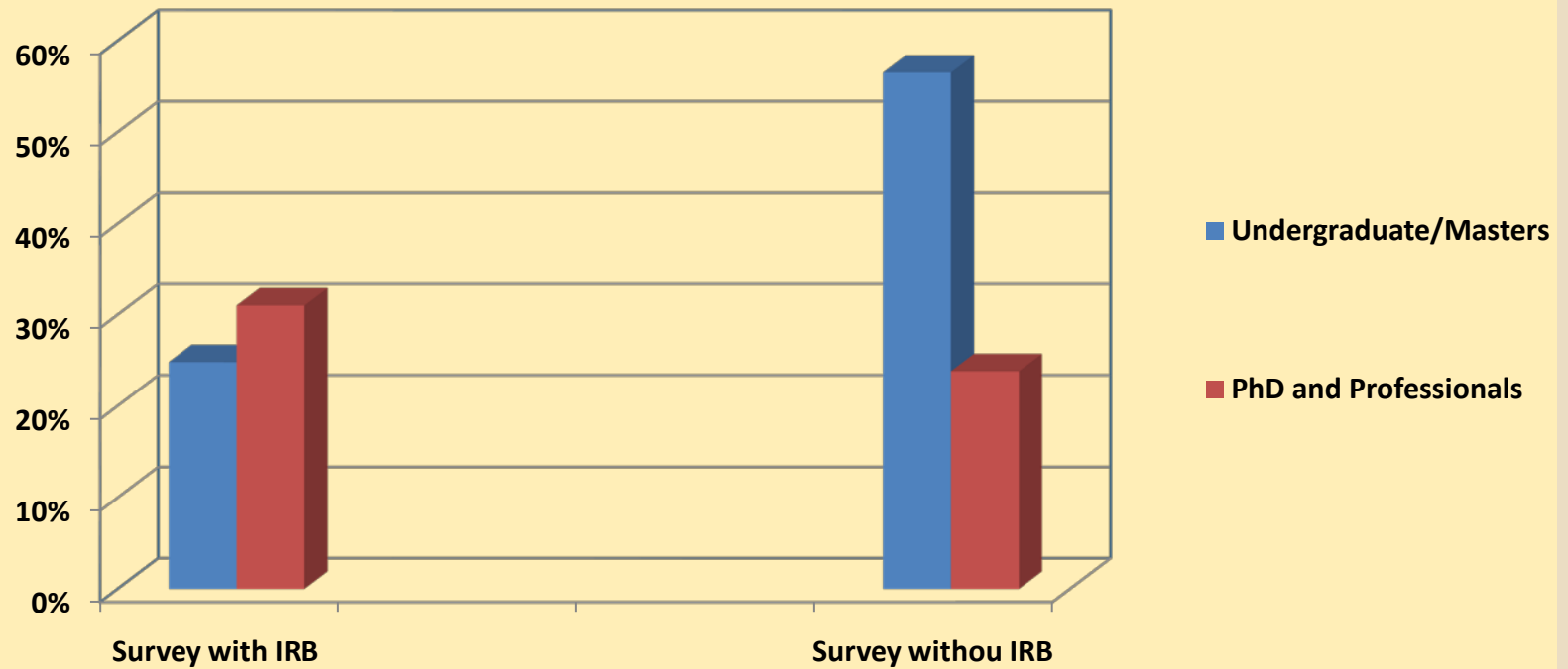
Summary of survey respondents:

E-Books Survey - #1 w/IRB - Summary		
11	SUS	9
28	ICUF	5
28	FCS	8
67		22
libraries		respondents
674	SUS	97%
10	ICUF	1.5%
10	FCS	1.5%
694		100%
responses		percentage
550	UF	79%
94	FAMU	14%
644		93%
30	SUS	4%
10	ICUF	1%
10	FCS	1%
50		7%

E-Books Survey - #2 w/out IRB - Summary		
11	SUS	4
28	ICUF	1
28	FCS	1
67		6
libraries		respondents
199	SUS	99%
1	ICUF	0.5%
1	FCS	0.5%
201		100%
responses		percentage
192	FSU	96%
5	UNF	2%
197		98%
2	SUS	1%
1	ICUF	0.5%
1	FCS	0.5%
4		100%

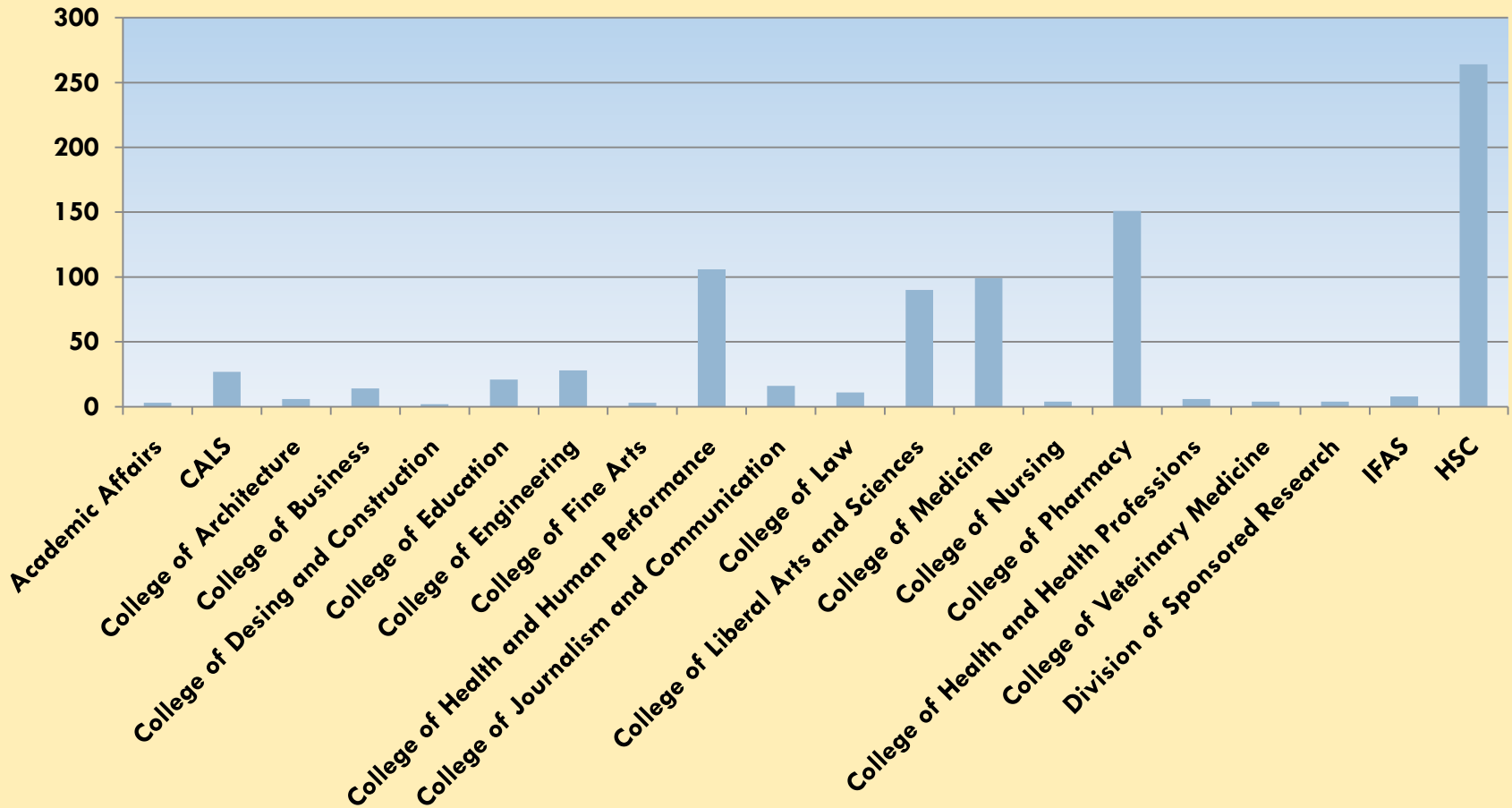
E-Books Survey - Combined Summary		
11	SUS	13
28	ICUF	6
28	FCS	9
67		28
libraries		respondents
873	SUS	97.5%
11	ICUF	1.25%
11	FCS	1.25%
895		100%
responses		percentage
550	UF	61.5%
192	FSU	21.5%
94	FAMU	10.5%
836		93.5%
37	SUS	4.1%
11	ICUF	1.2%
11	FCS	1.2%
895		100%

Demographic differences between surveys:

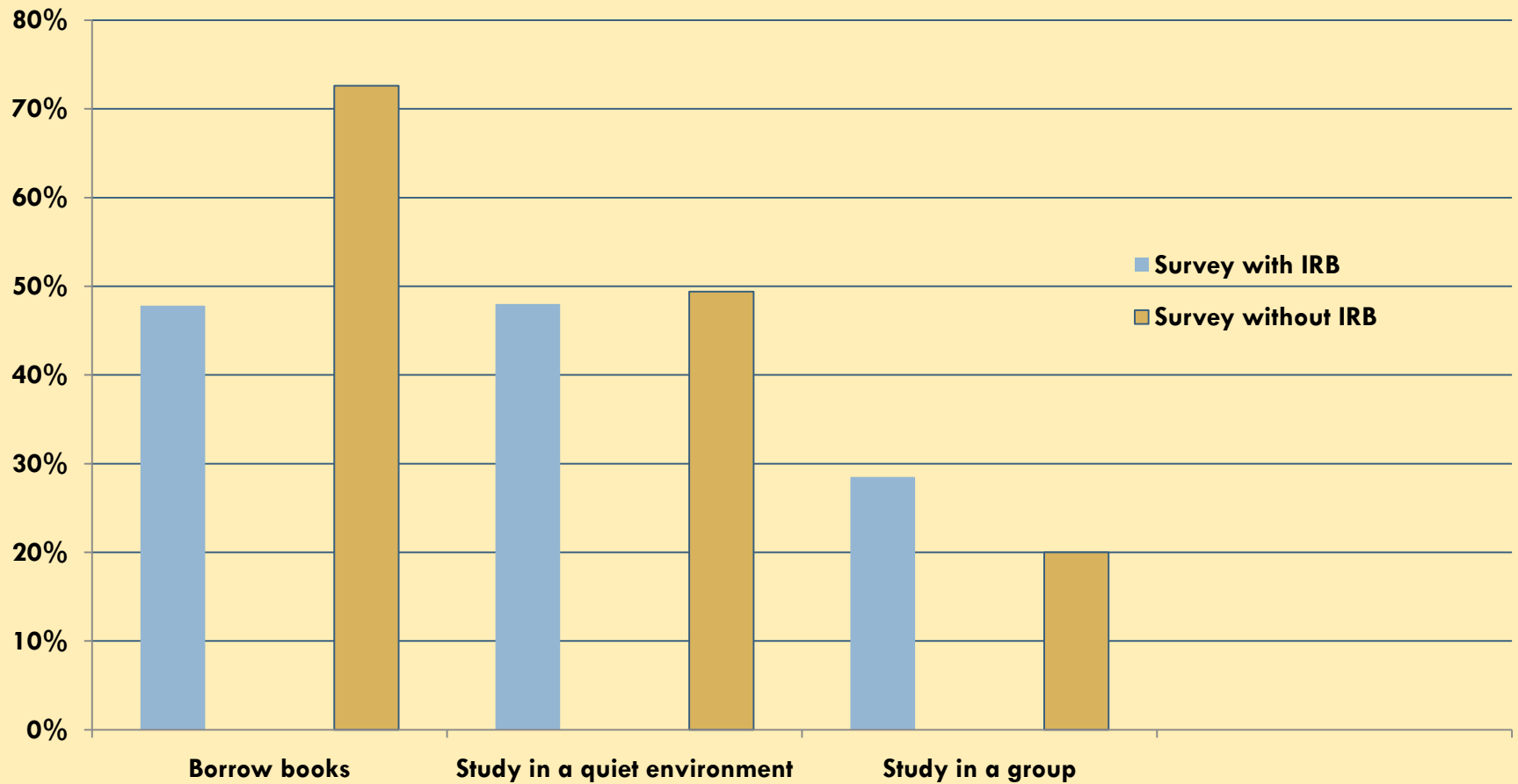


5. Your primary status:		<u>Total</u>	<u>%</u>
	Undergraduate	174	21%
	Masters Degree Student	89	11%
	Doctoral Degree Student	125	15%
	Professional Degree Student	117	14%
	Post-Doc Associate	12	2%
	Asst. Professor	57	7%
	Assoc. Professor	52	6%
	Full Professor	49	6%
	Other	148	2%
		823	100%

Demographic breakdown by colleges:



Different reasons for coming to the library:



9. How often do you use the web to find information for research?

		<u>Total</u>	<u>%</u>
	Daily	593	75%
	Weekly	125	15%
	Monthly	36	5%
	1 or 2 times a semester	16	2%
	Never	1	0%
	Don't do research	22	3%
		793	100%

10. How often do you use the library's resources?

		<u>Total</u>	<u>%</u>
	Daily	238	30%
	Weekly	338	42.5%
	Monthly	116	14.5%
	1 or 2 times a semester	72	9%
	Never	29	4%
		793	100%

14. Did you know that you have access to e-books through your college/university library?

Total

%

Yes

581

73%

No

211

27%

792

100%

15. Have you ever used e-books from any source?

		<u>Total</u>	<u>%</u>
	Yes	617	77%
	No	181	23%
		798	100%

16. Have any of the e-books you've used been titles available through your college/university library?

Total

%

Yes

364

66%

No

87

16%

Don't know

103

18%

554

100%

17. When you have the choice of using an e-book or a print book (same title) how often do you use the e-book?

		<u>Total</u>	<u>%</u>
	Always	91	17%
	Most often	172	31%
	Sometimes	200	36%
	Rarely	68	12%
	Never	22	4%
		553	100%

18. How often do you use the following methods to start your search?

	Always	Most Often	Sometimes	Rarely	Never	Total
Library website/ catalog	192 (36%)	148 (28%)	100 (19%)	41 (7%)	56 (10%)	537
Google/search engine	125 (24%)	149 (29%)	163 (31%)	51 (10%)	30 (6%)	518
Vendor site (ex. Springer)	25 (5%)	39 (8%)	86 (18%)	133 (28%)	198 (41%)	481
Other	16 (5%)	19 (5%)	68 (18%)	75 (21%)	172 (49%)	350

20. For what purpose do you usually use e-books?

Response Count

%

Teaching

108

20%

Research

421

76%

Study

307

56%

Leisure

175

32%

Other

21

4%

Answered question:

552

21. What type of e-books do you use?

	Regularly use	Sometimes	Rarely use	Never	Don't know	Total
Textbooks	162 (32%)	194 (38%)	60 (12%)	87 (17%)	4 (1%)	507
Research monographs	109 (22%)	158 (32%)	81 (16%)	102 (21%)	46 (9%)	496
Reference works	166 (32%)	235 (43%)	71 (14%)	49 (9%)	8 (2%)	519
Leisure reading	101 (21%)	91 (19%)	104 (21%)	180 (37%)	9 (2%)	485

23. How much of an e-book do you routinely read online?

		<u>Response count</u>	<u>%</u>
	The whole book	80	14%
	Several chapters	185	34%
	One chapter	47	9%
	Browsed throughout the book	181	33%
	Looked at it briefly	55	10%
		548	100%

27. Do you intend to use e-books more often in the future?

Total

%

Yes

434

81%

No

102

19%

536

100%

Collection Planning Committee

E-Books Task Force: Survey Results

What did we learn from this particular group of respondents?

- ❖ **Most respondents were from UF, FSU, and FAMU; of the respondents from UF, most associated themselves with the HSCL**
- ❖ **Most respondents doing research access the web daily but their library's resources only weekly**
- ❖ **Most respondents have used e-books, including e-books available via their college library**
- ❖ **Most respondents prefer to use an e-book version even if a print copy is available**
- ❖ **Most respondents access several chapters or browse throughout the e-books they use**
- ❖ **Most of the respondents' free-text comments centered on requesting more e-books in their field of study and/or being allowed to download e-books to portable readers or hand-held devices.**